

QUICK BUILD

DEMOUNTABLE CONTAINERS & WAREHOUSES



Build in
under **5**
minutes

Construct the Quick-Build
Container in under 5 minutes!



Build in
under **1**
hour

Quick-Build Warehouse,
assembly in just a few
hours... Quick & Easy!



Build in
under **30**
minutes

Quick Build introduces
the perfect solution to all
your temporary office
and cabin needs!



Quality Service • Quality Products

QUICK BUILD DEMOUNTABLE CONTAINERS

Ideal for storage space ...

from this ← **5 mins** → to this



Build in just 5 minutes flat!

SC 3000 - 2x2, 3x2, 4x2, 5x2 & 6x2

| SC3000 | 2x2 | 3x2 | 4x2 | 5x2 | 6x2 |
|--------------------------|--------------|--------------|-------------|-------------|-------------|
| Length exterior/interior | 2100/1980 mm | 3100/2980 mm | 4100/3980mm | 5100/4980mm | 6100/5980mm |
| Width exterior/interior | 2100/1980 mm | 2100/1980 mm | 2100/1980mm | 2100/1980mm | 2100/1980mm |
| Height exterior/interior | 2100/1930 mm | 2100/1930 mm | 2100/1930mm | 2100/1930mm | 2100/1930mm |
| Total permissible weight | 3000kg | 3000kg | 3000kg | 3000kg | 3000kg |
| OSB wooden flooring | standard | standard | standard | standard | standard |

All the advantages at a glance...

...Assembly

- quick & easy without tools
- interlocking system: no screwing, drilling etc.

| Type/Order No. | Type/Order No. | Type/Order No. |
|----------------|----------------|----------------|
| SC3000-2x2SE | SC3000-3x2LE | SC3000-2x2SZ |
| SC3000-3x2SE | SC3000-4x2LE | SC3000-3x2SZ |
| SC3000-4x2SE | SC3000-5x2LE | SC3000-4x2SZ |
| SC3000-5x2SE | SC3000-6x2LE | SC3000-5x2SZ |
| SC3000-6x2SE | | SC3000-6x2SZ |

- quick lock fasteners: insert and the roof is secure!
- 2 men - 5 mins - ready!

...Transport


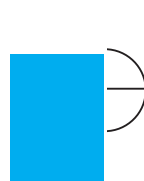
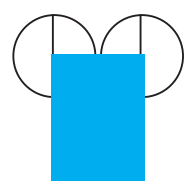
- forklift (80mm ground clearance)
- crane (4 jack rings)

...Safety

- TUV tested, GS Mark
- 3 tonnes total permissible weight

...Equipment

- lock with profile cylinder
- OSB floor covering
- useful accessories - see next pages
- fork boxes as standard

| | | |
|---|---|--|
|  |  |  |
| single door front face Width 1305 mm, Height 1890 mm | single door alongside Width 1305 mm, Height 1890 mm | double door front face Width 1950 mm, Height 1890 mm |



CALL US TODAY FOR FREE ADVICE AND ESTIMATES

Tel 0845 6381414

QUICK BUILD DEMOUNTABLE CONTAINERS

Useful Accessories ...

Tidy



Hose & Cable Suspension

Slot in, galvanised steel suspension for garden hoses, cables etc.



Tool Rail

Slot in, galvanised tool rail for shovels, spades, brooms etc.



Clothes Rail

Slot in, galvanised steel suspension with aluminium hooks for clothes, hats etc.



Shelving

Galvanised steel, interlocking system, permissible weight of 50kg per bracket, adjustable height, choice of 2 depth (350mm & 500mm).



Compartment Shelf

Galvanised compartment shelf for small parts with 3 partitions (adjustable every 50mm).

Safety



Anti-Theft Security Bar

Additional protection for single or double doors, made of solid, heavy duty material.



Upgrade Kit

To upgrade the material container from 3 to 5 tonnes. Includes 4 roof bars, 2 floor reinforcements and mounting accessories.



Anti-Condensation Coating

Pre-applied special coating, generally prevents water accumulation.



Aluminium-Duett-Flooring

Applied to the OSB floor, anti-slip feature.



Protective Corner Cap

For extra protection of the walls.



Lighting



Light Panel

Integrated roof light panel offers light without electricity.



Window

Fixed or sliding with or without shutters.



External Painting

Enamelled with 2 pack paint in RAL colours.



Ready Built

Pre-assembled and Ready-for-Use container.



Access Ramp

For single and double doors. Made of anti-slip aluminium-duett-sheets, 870x1465.



Connection Kit

Frontside 2-m-connection, or Longside 3-m-connection, or Longside 4-m-connection

Extras

info@quickbuild.uk.com

www.quickbuild.uk.com

Nationwide Delivery!



QUICK BUILD

DEMOUNTABLE CONTAINERS

NEW Offices & Cabins

Quick Build introduces the perfect solution to all your temporary office and cabin needs - Quick Build Demountable Office Units!



The versatile demountable office unit is ideal for use as a temporary site office, portable cabin or in any underground environment, in fact if you need a temporary cabin anywhere, our demountable office units could be just what you have been waiting for!

The units are constructed from galvanised profile steel and are fully insulated with 45mm thick insulated interior walls and ceiling. We can offer the demountable office units in two sizes, 3.1m x 2.4m x 2.4m and 4.1 x 2.4 x 2.4, both with a single door which opens to 1.4m width and 2.2m height.

Weighing just 750kg for the smaller unit and 850kg for the larger unit the Quick Build Demountable offices and cabins are easily transportable. Constructed from just six panels, the units can be assembled in under 15 minutes!

We can offer a variety of additional packages, including air-conditioning panels and lighting packages, to tailor each of the units to meet your specific requirements. All units are produced with a powder coating as standard, in a choice of three colours, brown, green or white, although other colours are available on request.

Special Containers

... to complete the range of our reliable standard containers, we are proud to be able to meet almost all special requests!



High Cube Container



Transportable Box



Engineer's Shelter



Balcony Box

Hiremasters storage containers offer the right solution for safe storage of materials such as tools, tyres, files, and furniture, to name but a few!

A special range of containers have been developed and carefully tested for the storage of hazardous materials and all containers are designed to house a vast array of available accessories.

Call us NOW on 0845 6381414 to discuss your specialist requirements!



CALL US TODAY FOR FREE ADVICE AND ESTIMATES

Tel 0845 6381414

QUICK BUILD DEMOUNTABLE WAREHOUSE

Warehouse at a glance ...



Protective corner covers



Double door (only in SBH2600, roller shutters on all other models)



Build in under 1 hour

Sturdy OSB wooden floor (only in SBH2600)



Newest Technology

Building components are joined together using the unique Best-Point technology and only galvanised fine sheet steel is used.

Product Information:

- Cost-saving self assembly; or on request full or supervised assembly service
- Can be extended in the depth at any time in a modular 2m pattern
- No expensive foundation is necessary
- Static calculation included in delivery
- Dismantled delivery (as kit)



SBH2600
2.6 meters high



SBH3000
3.0 meters high



SBH4000
4.0 meters high



SBH4800
4.8 meters high



SBH2600



SBH3000



SBH4000



SBH4800

info@quickbuild.uk.com

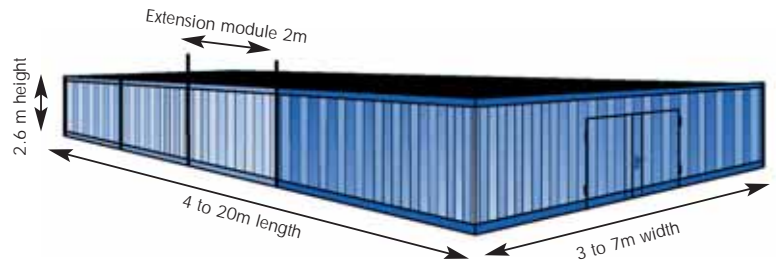
www.quickbuild.uk.com

Nationwide Delivery!



QUICK BUILD DEMOUNTABLE WAREHOUSE

SBH2600 - 2.6mh



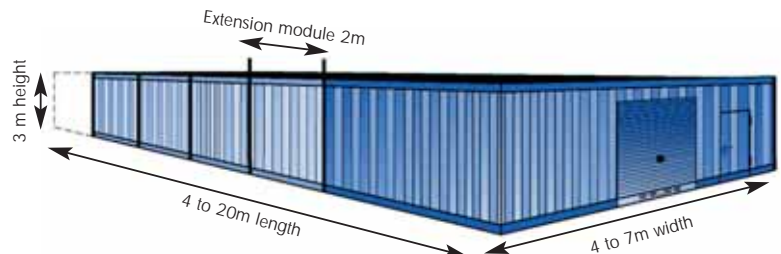
Measurements

- Width 3m to 7m
- Length 4m to 20m
- Height 2.6m

Standard Fittings

- Double Door (2m wide x 2.2m high)
- Sturdy OSB Wooden Floor
- Protective corner covers

SBH3000 - 3.0m h



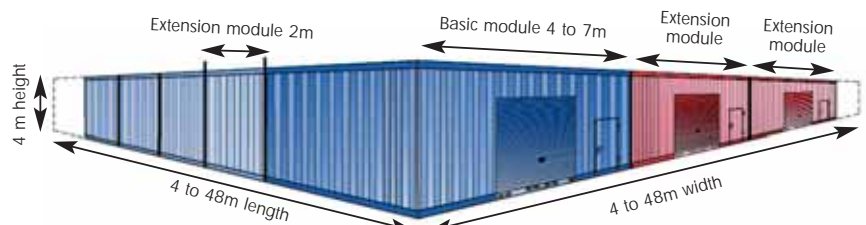
Measurements

- Width 4m to 7m
- Length 4m to 20m
- Height 3m

Standard Fittings

- Roller Door (2.6m wide x 2.5m high)
- Single Door (1m wide x 2.2m high)
- Protective corner covers

SBH4000 - 4.0m h



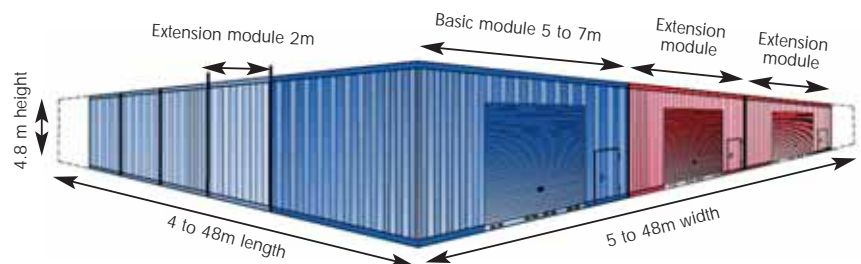
Measurements

- Width 4m to 48m
- Length 4m to 48m
- Height 4m

Standard Fittings

- Electric Roller Door (3m wide x 3m high)
- Single Door (1m wide x 2.2m high)
- Protective corner covers

SBH4800 - 4.8m h



Measurements

- Width 5m to 48m
- Length 4m to 48m
- Height 4.8m

Standard Fittings

- Electric Roller Door (3.6m wide x 4m high)
- Single Door (1m wide x 2.2m high)
- Protective corner covers



CALL US TODAY FOR FREE ADVICE AND ESTIMATES

Tel 0845 6381414

QUICK BUILD DEMOUNTABLE WAREHOUSE

Simply Build it yourself ...



Save money by erecting your new warehouse yourself. We help by providing detailed and illustrated assembly instructions and exact, prefabricated parts.

Accessories ...



Light Panel in the Roof

Break and shock resistant, highly flame & UV resistant, no heat loss, 16mm thickness, size 2m w x 2m h.



Light Panel in the Wall

Galvanised steel frame with fixed wire glass, size 1m w x 800mm h.



Sliding Window

Light metal sliding window (750mmx850mm) with single glazing and interior lock.



Remote control package

Comprising 1 hand transmitter with 1 channel, shutting safety guard via contact bank, including control.



Additional Roller Door

For the size refer to the standard roller door of each individual warehouse.



Light Panel in Roller Door

Panel with Plexiglass inlay.



External Painting

Painted with 2 pack coating, available in all RAL colours.



Anti-Condensation Coating

Pre-applied special coating, to prevent water accumulation, absorbs humidity and protects stock from condensation.



Additional side entrance door

Single galvanised steel door, size 1m w x 2.2m h. Optional anti-theft security bar.



Heat Insulation

Walls and roof can be equipped with heat insulation



Full or Supervised assembly service.



info@quickbuild.uk.com

www.quickbuild.uk.com

Nationwide Delivery!



your **INDIVIDUAL** Quick Build Warehouse!



All the warehouses shown here were developed together with our customers!



What are **YOUR** special requirements?



The information contained within this document is correct to the best of our knowledge, however we will accept no responsibility for any errors or omissions. We also reserve the right to change product, product specifications and prices without prior notification. All plant fully conforms to Health and Safety regulations.

Call **NOW** for further information!

Tel **0845 6381414**

E-mail info@quickbuild.uk.com

www.hiremasters.co.uk

Quality Service • Quality Products